


Accepted Manuscript

Nafion membrane channel structure studied by small-angle X-ray scattering and Monte Carlo simulations

S.P. Fernandez Bordín, H.E. Andrada, A.C. Carreras, G.E. Castellano, R.G. Oliveira, V.M. Galván Josa



PII: S0032-3861(18)30850-4

DOI: [10.1016/j.polymer.2018.09.014](https://doi.org/10.1016/j.polymer.2018.09.014)

Reference: JPOL 20899

To appear in: *Polymer*


Received Date: 1 June 2018

Revised Date: 15 August 2018

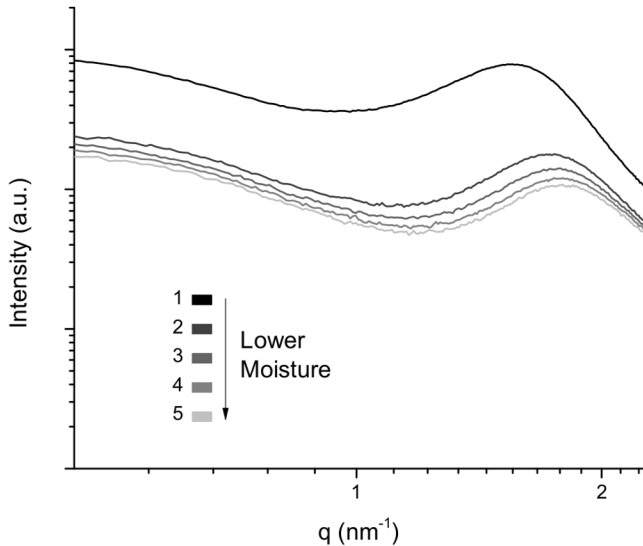
Accepted Date: 7 September 2018

Please cite this article as: Fernandez Bordín SP, Andrada HE, Carreras AC, Castellano GE, Oliveira RG, Galván Josa VM, Nafion membrane channel structure studied by small-angle X-ray scattering and Monte Carlo simulations, *Polymer* (2018), doi: <https://doi.org/10.1016/j.polymer.2018.09.014>.

This is a PDF file of an unedited manuscript that has been accepted for publication. As a service to our customers we are providing this early version of the manuscript. The manuscript will undergo copyediting, typesetting, and review of the resulting proof before it is published in its final form. Please note that during the production process errors may be discovered which could affect the content, and all legal disclaimers that apply to the journal pertain.



Water Amorphous Polymer
Sulfonic Chain Crystal Polymer



Download English Version:

<https://daneshyari.com/en/article/10154924>

Download Persian Version:

<https://daneshyari.com/article/10154924>

[Daneshyari.com](https://daneshyari.com)