



Design and synthesis of substituted morpholin/piperidin-1-yl-carbamodithioates as promising vaginal microbicides with spermicidal potential [☆]



Veenu Bala ^{a,f}, Santosh Jangir ^a, Vikas Kumar ^e, Dhanaraju Mandalapu ^a, Sonal Gupta ^a, Lalit Kumar ^a, Bhavana Kushwaha ^b, Yashpal S. Chhonker ^{c,f}, Atul Krishna ^d, Jagdamba P. Maikhuri ^b, Praveen K. Shukla ^d, Rabi S. Bhatta ^{c,f}, Gopal Gupta ^b, Vishnu L. Sharma ^{a,f,*}

^a Medicinal and Process Chemistry Division, CSIR-Central Drug Research Institute, Lucknow 226031, India

^b Endocrinology Division, CSIR-Central Drug Research Institute, Lucknow 226031, India

^c Pharmacokinetics and Metabolism Division, CSIR-Central Drug Research Institute, Lucknow 226031, India

^d Microbiology Division, CSIR-Central Drug Research Institute, Lucknow 226031, India

^e National Institute of Pharmaceutical Education and Research, Raebareilly, India

^f Academy of Scientific and Innovative Research, New Delhi, India

ARTICLE INFO

Article history:

Received 14 May 2014

Revised 13 June 2014

Accepted 14 October 2014

Available online 25 October 2014

Keywords:

Spermicide

Microbicidal

Trichomonas vaginalis

Carbamodithioates

Nonoxynol-9

ABSTRACT

A series of seventeen morpholin/piperidin-1-yl-carbamodithioate (**3–19**) were synthesized as topical vaginal microbicides. The synthesized compounds were evaluated for their anti-*Trichomonas* activity against MTZ susceptible and resistant strains along with their spermicidal and antifungal potential. All the synthesized compounds were assessed for their safety through cytotoxic assay against human cervical cell line (*HeLa*) and compatibility with vaginal flora, *Lactobacillus*. The study identified eleven dually active compounds with apparent safety. The plausible mode of action of these compounds was through sulfhydryl binding, confirmed via reduction in available free thiols on human sperm. The most promising compound **9** significantly inhibited ($P < 0.001$) thiol-sensitive sperm hexokinase. The stability of compound **9** in simulated vaginal fluid (SVF) was performed via HPLC-PDA method, which supported its utility for vaginal administration.

© 2014 Elsevier Ltd. All rights reserved.

According to UNAIDS report 2013, currently about 35 million people are living with AIDS/HIV.¹ Seventy-five percent cases of HIV acquisition are through heterosexual contacts and sexually transmitted infections (STIs), attributable to unsafe sexual behavior.^{2,3} Each year, an estimated 500 million people acquire at least one of four STIs: chlamydia, gonorrhoea, syphilis and trichomoniasis.⁴ *Trichomonas vaginalis* (TV) is exclusively sexually transmitted in adults, accounting for 30% of STI cases⁵ and associated with pelvic inflammatory disease (PID), vaginitis and pregnancy complications in women.^{6,7} TV infection resulted in impaired vaginal milieu, eventually favoring HIV transmission.^{8,9} It is well established that being receptive partners, women are twice vulnerable to HIV infection during coital act than their male partners.¹⁰ However, consistent condom use was found to reduce HIV transmission by 64% and STI transmission by 42%,¹¹ but its use is not women controlled.

[☆] CDRI communication no. 8721.

* Corresponding author. Tel.: +91 522 2772450x4671; fax: +91 522 2771941.

E-mail addresses: vlscdri@gmail.com, vl_sharma@cdri.res.in (V.L. Sharma).

Vaginal microbicide offers women pre-exposure prophylaxis to prevent HIV/STD along with unwanted pregnancy.^{12,13}

Initially, nonoxynol-9 (N-9) had been proposed as a spermicidal agent with microbicidal activity (including anti-HIV activity) but on the contrary it increased susceptibility to HIV in clinical trials due to its surfactant action.^{14,15} Thus, there is an urgent universal demand to synthesize novel women controlled non-detergent microbicide to simultaneously target sperm and *Trichomonas* (STI) for prophylactic contraception.

In our ongoing efforts^{16–20} to develop non-surfactant dually active vaginal microbicide spermicides, carbodithioate derivatives (i–v, Fig. 1) were reported to interact with sulfhydryl (SH) groups present on spermatozoa²¹ and *T. vaginalis*²², which are crucial for their survival. Targeting free thiols would be an impressive approach to arrest sperm and *Trichomonas* in semen since thiols are considered unavailable in vaginal environment due to low pH.²³ Thus, carbamodithioates have been designed as a molecular prototype targeting sperm and *Trichomonas* through a single chemical entity for prophylactic contraception (vi, Fig. 1).

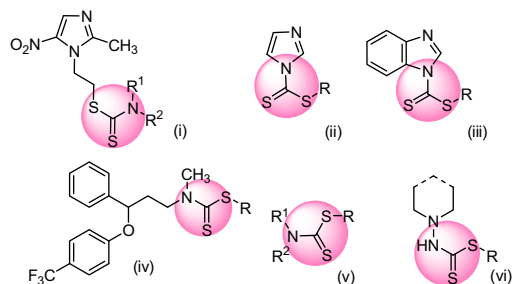


Figure 1. General structures of previously reported carbodithioates (i) metronidazole-carbodithioate (ii) & (iii) azole-carbodithioate (iv) fluoxetine-carbodithioate (v) substituted carbodithioate (vi) general structure of synthesized carbamodithioate derivatives.

Recent SAR studies have revealed that a minor chemical change into the proven structure results in significant potency enhancement.^{24–28} Further, it has been also reported that incorporation of one more nitrogen (N) atom into active scaffold has resulted into improved biological activity as exemplified in *N*-amino rhodanine derivatives showing strong insecticidal, antifungal and plant growth inhibitory activity in comparison to rhodanine itself.^{29,30} Moreover, *N*-amino piperazine and *N*-amino morpholine have also been reported as biologically active moieties.^{31,32} Therefore; it was thought worthwhile adding one more N atom into the established dithiocarbamate structure (**1**) to explore it as vaginal microbicide with spermicidal potential (Fig. 2).

The design and synthesis of carbamodithioates (Fig. 2), their spermicidal, anti-*Trichomonas*, and antifungal activity evaluation, and subsequent safety assessment towards vaginal flora (*Lactobacillus*) and cervical epithelium (*HeLa* cells) have been communicated in this report. The mode of action through SH binding and stability of most promising compound **9** in simulated vaginal fluid (SVF) is also presented.

The substituted morpholin/piperidin-1-yl-carbamodithioate derivatives (**5–19**) were synthesized according to the strategy outlined in Scheme 1. The present study reaction was carried out in water without addition of other base to yield substituted morpholin/piperidin-1-yl-carbamodithioate derivatives (**5–19**) in 30 min. Significant rate enhancement was observed in water compared to organic solvent. This acceleration is probably due to factors such as hydrophobic effect,³³ enhanced hydrogen bonding in the transition state,³⁴ etc.

The structures of all newly synthesized compounds were confirmed by ¹H NMR, ¹³C NMR, IR spectroscopy, mass spectrometry (ESMS and HRMS) and elemental analysis. (See Supporting information).

A potent spermicidal activity is a key feature of vaginal microbicides to attract users. The synthesized seventeen compounds (**3–19**) were subjected to spermicidal assay involving Sander-Cramer assay³⁵, where fourteen compounds (except **4**, **12** and **16**) irreversibly immobilized 100% normal human spermatozoa at 0.36–57.08 mM

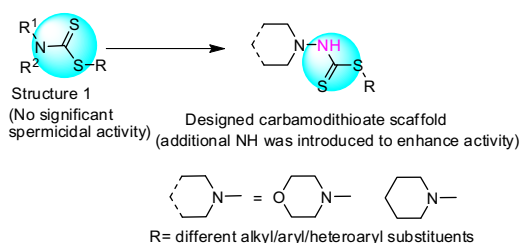
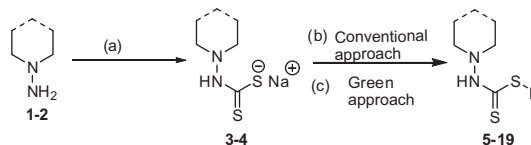


Figure 2. Designing of carbamodithioates.



Scheme 1. (a) CS₂, NaOH, ethyl acetate, 0–5 °C, 3–4 h; (b) alkyl/aryl halide, triethylamine, methanol, rt, 3–4 h; (c) distilled water, alkyl/aryl halide, 30 min.

concentration (Table 1). Compound **9** and **10** exhibited potent spermicidal activity at 0.36 and 0.48 mM concentrations, respectively, while the marketed drug N-9 had minimum effective concentration (MEC) of 0.8 mM.

In order to check microbicidal potential, synthesized compounds (**3–19**) were further evaluated for anti-*Trichomonas* activity against metronidazole (MTZ) susceptible and resistant TV strains by using standard procedure.³⁶ Sixteen compounds (except **13**) were found active against MTZ susceptible strain and fifteen (except **13** and **15**) against MTZ resistant strain (Table 1). Remarkable activity was observed in three compounds (**9**, **10** and **19**) at concentration ranging from 0.054–0.056 mM comparable to MTZ (MIC 0.019 mM). Compound **9** (MIC 0.228 mM) was also found as active as MTZ (MIC 0.292 mM) against resistant strain.

The antifungal activity of synthesized compounds (**3–19**) was also ascertained against six fungal strains (patient isolates of *Candida albicans*, *Cryptococcus neoformans*, *Sporothrix schenckii*, *Trichophyton mentagrophytes*, *Aspergillus fumigates*, and *Candida parapsilosis*-ATCC-220190) and fifteen compounds (except **7** and **15**) were found active at 12.5–50 µg/mL against one or more fungal strains. Surprisingly, fourteen compounds (**3**, **4**, **6**, **8–14** and **16–19**) were active at 12.5–50 µg/mL against *Trichophyton mentagrophytes* considered as opportunistic sexually transmitted infection.³⁷ Most potent compound **9** was also active against four fungal strains at 12.5–50 µg/mL, while N-9 was found almost inactive against them.

Structure Activity Relationship (SAR) have been compared by virtue of the spermicidal, anti-*Trichomonas* and antifungal activity results which suggested that piperidine moiety was preferred over morpholine as all piperidin-1-yl-carbamodithioates have shown spermicidal activity ranging from 0.36 to 57.08 mM. Compound **9** and **10** were ~2-fold active than N-9 (MEC, 0.8 mM). The results of spermicidal activity showed that the preference of substituent (R) of piperidin-1-yl-carbamodithioates (**5–11**) was ethyl pyrrolidine (**9**) > ethyl piperidine (**10**) > hydroxy ethyl (**7**) > allyl (**6**) > benzyl (**8**) > butyl (**5**) = ethyl morpholine (**11**). Whereas among morpholin-4-yl-carbamodithioates (**12–19**), ethyl pyrrolidine (**17**) and ethyl piperidine (**18**) substituents were most desirable.

The anti-*Trichomonas* activity data against MTZ susceptible strain suggested that among sodium salt of carbamodithioates (**3** and **4**), piperidine moiety (**3**, MIC 0.07 mM) was again preferred over morpholine (**4**, MIC 0.64 mM). With piperidine moiety (**5–11**), ethyl pyrrolidine (**9**, MIC 0.056 mM) and ethyl piperidine (**10**, MIC 0.054 mM) substituents at sulfur atom possessed notable activity. The order of preferred groups were ethyl pyrrolidine (**9**) > ethyl piperidine (**10**) > ethyl morpholine (**11**) > benzyl (**8**) > allyl (**6**) = hydroxy ethyl (**7**) > butyl (**5**). Morpholine moiety (**12–19**) was again found to be less desirable as only compound **19** have shown activity at MIC 0.054 mM while others were active at concentration 0.116–0.268 mM. The activity against MTZ resistant strain was decreased as expected. Among the compounds (**3–19**), Sodium morpholin-4-yl-carbamodithioate (**4**) was equipotent for both MTZ susceptible and resistant strain while others lost the activity by 2–8.5-folds as compared to MTZ where activity loss was 15-folds. Piperidino derivatives (**3** and **5–11**) were again preferred over morpholino compounds (**4** and **12–19**). Compounds

Download English Version:

<https://daneshyari.com/en/article/10586526>

Download Persian Version:

<https://daneshyari.com/article/10586526>

[Daneshyari.com](https://daneshyari.com)