



Birch reduction of chlorobenzene in gas-phase hydrated electrons

Yali Cao^{a,b}, Robert F. Höckendorf^{a,b}, Martin K. Beyer^{a,b,*}

^a Institut für Chemie, Sekr. C4, Technische Universität Berlin, Straße des 17. Juni 135, 10623 Berlin, Germany

^b Institut für Physikalische Chemie, Christian-Albrechts-Universität zu Kiel, Olshausenstraße 40, 24098 Kiel, Germany

ARTICLE INFO

Article history:

Received 20 March 2008

Received in revised form 20 May 2008

Accepted 20 May 2008

Available online 27 May 2008

Dedicated to Eugen Illenberger on the occasion of his 65th birthday.

Keywords:

Hydrated electron

Birch reduction

FT-ICR mass spectrometry

Radical anion

Hydrogen transfer

ABSTRACT

Reactions of gas-phase hydrated electrons $(\text{H}_2\text{O})_n^-$, $n=30\text{--}65$, with chlorobenzene are investigated by Fourier transform ion cyclotron resonance mass spectrometry. The clusters lose water molecules via collision and black-body radiation induced dissociation. In addition, chemical reactions with chlorobenzene lead to formation of $\text{Cl}^-(\text{H}_2\text{O})_n$ and $\text{OH}^-(\text{H}_2\text{O})_n$. While the former product is well-known from pulsed radiolysis studies in the bulk, the latter is observed for the first time in gas-phase clusters. It is indicative of a Birch reduction of the aromatic ring, leading to formation of a chloro-cyclohexadienyl radical $\text{C}_6\text{H}_6\text{Cl}^\bullet$.

© 2008 Elsevier B.V. All rights reserved.

1. Introduction

The conceptually simplest charge transfer reaction is electron attachment in the gas phase. Illenberger, Märk, and Scheier have recently published a series of results revealing an unexpected and intriguing site-selective activation of biomolecules, which can be controlled by the kinetic energy of the free electrons [1–5]. Electrons in aqueous environment, so-called hydrated electrons, have been investigated since their discovery [6] by pulsed radiolysis, and a large data base regarding their chemical reactions is available [7].

In the gas phase, the spectroscopic properties of hydrated electrons $(\text{H}_2\text{O})_n^-$, with $n < 100$, are currently investigated by several groups [8–12]. In particular the debate whether a transition from surface to internal solvation is occurring in this size regime is ongoing [13]. Viggiano and Johnson have investigated the reactivity of hydrated electrons towards a series of small molecules in flow reactors, mostly observing charge transfer processes [14,15].

Hydrated electrons in bulk water e_{aq}^- are short lived due to a variety of recombination reactions [7]. In the gas phase,

$(\text{H}_2\text{O})_n^-$, $n > 14$, can be trapped in an FT-ICR mass spectrometer, and their lifetime seems to be limited only by their gradual loss of water molecules [16,17]. For $n < 30$, electron detachment competes with water loss, with a strong, non-monotonic size dependence. The longevity offers a unique opportunity to study the chemistry of hydrated electrons in an idealized manner. When a volatile reactant is introduced into the ultra-high vacuum region of the FT-ICR instrument, individual molecules collide with the hydrated electrons. Ultra-high resolution mass spectrometry allows for monitoring the reaction kinetics and identifying the reaction products quantitatively. For these reasons, FT-ICR mass spectrometry has been utilized in our group to investigate the gas-phase reactivity of hydrated electrons for several years [18–23].

Particularly interesting is the observation of a birch-like reduction in the reaction of $(\text{H}_2\text{O})_n^-$ with acetonitrile [18]. Upon collision of a hydrated electron with CH_3CN , formation of $\text{OH}^-(\text{H}_2\text{O})_n$ is observed. From thermochemical arguments it is unambiguously inferred that a neutral radical, either $\text{CH}_3\text{CHN}^\bullet$ or $\text{CH}_3\text{CNH}^\bullet$, is formed. Highly specialized microorganisms contain dearomatizing ring reductases to perform the Birch reduction of aromatic rings in aqueous environment. The most difficult step in these reactions is the first electron transfer, which destroys the aromaticity [24–26]. In the present manuscript, we report our results of the reactions of hydrated electrons $(\text{H}_2\text{O})_n^-$ with chlorobenzene, which provide evidence that these systems are capable of initiating the Birch reduction of aromatic rings.

* Corresponding author at: Institut für Physikalische Chemie, Christian-Albrechts-Universität zu Kiel, Olshausenstraße 40, 24098 Kiel, Germany. Tel.: +49 431 880 2831; fax: +49 431 880 2830.

E-mail address: beyer@phc.uni-kiel.de (M.K. Beyer).

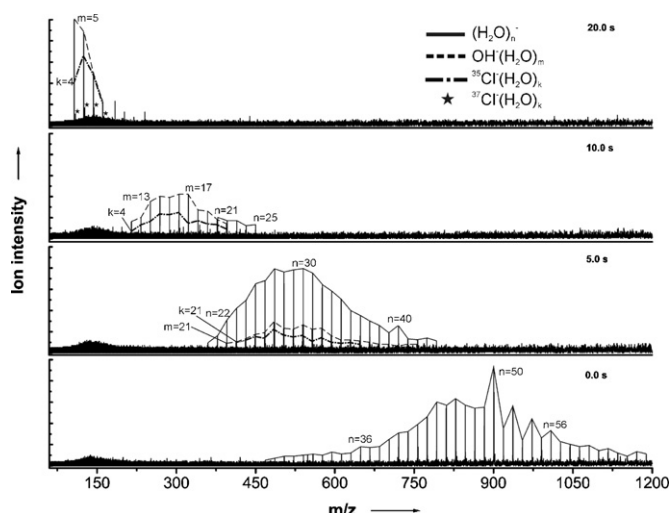


Fig. 1. Selected mass spectra for the reaction of $(\text{H}_2\text{O})_n^-$, $n = 30\text{--}65$, with $\text{C}_6\text{H}_5\text{Cl}$ at a pressure of 7.7×10^{-9} mbar, after 0 s, 5 s, 10 s, and 20 s. For $n < 30$, $(\text{H}_2\text{O})_n^-$ detach electrons in parallel to the black-body radiation and collision induced evaporation of water molecules, explaining the poor signal-to-noise ratio in the 10 s spectrum.

2. Experimental

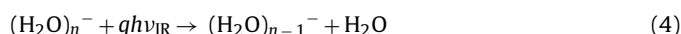
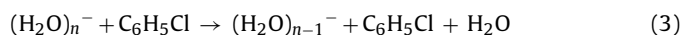
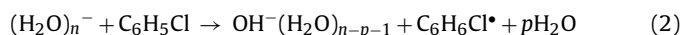
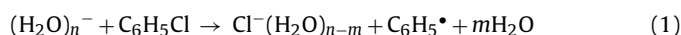
The experiments were performed on a modified Bruker Spectrospin CMS47X mass spectrometer, equipped with an APEX III data station, a Bruker Infinity cell, and an external laser vaporization source as described in detail before [16,27,28]. Hydrated electrons were produced by laser vaporization [29,30] of a solid zinc target disk (Aldrich, 99.9%+) by a frequency-doubled pulsed Nd:YAG laser, wavelength 532 nm. The metal plasma was entrained in a 50 μs pulse of helium at a backing pressure of 20 bar, which has been seeded with water vapor at a temperature of 20 °C, followed by supersonic expansion into high vacuum, which results in the formation of $(\text{H}_2\text{O})_n^-$. The clusters were transferred by electrostatic lenses through several stages of differential pumping into the high-field region of the superconducting magnet and stored inside the ICR cell. 20 cycles of laser vaporization were accumulated and 50 mass spectra averaged to reach an acceptable signal-to-noise level. The reaction gas is introduced to the cell region by a needle valve, raising the pressure from below 10^{-10} mbar to a constant value of 7.7×10^{-9} mbar. Here, the pressure readout was scaled with the polarizability of chlorobenzene. Liquid chlorobenzene (Aldrich, >99%) was degassed by three pump-freeze-thaw cycles. To monitor the reaction, mass spectra were recorded after varying reaction delays. The reproducibility of the results was tested over the course of 2 weeks, and with different reactant gas pressures. The ratio of the products never changed. With very high reactant pressures, the products were present with more than 50% abundance from the beginning, so we could rule out that e.g., the $\text{OH}^-(\text{H}_2\text{O})_n$ product comes from the source. Chlorobenzene decomposes at room temperature. When the colour had turned slightly yellow, typically after 24 h at room temperature and ambient light, additional product peaks appeared, which vanished after introduction of fresh sample.

3. Results and discussion

Fig. 1 shows mass spectra of the reaction of $(\text{H}_2\text{O})_n^-$, $n = 30\text{--}65$, with $\text{C}_6\text{H}_5\text{Cl}$ at a pressure of 7.7×10^{-9} mbar after 0 s, 5 s, 10 s and 20 s reaction delay. After 5 s, only about 30% of the clusters have reacted, which indicates that the reaction proceeds significantly below collision rate. The mass spectra are shifted towards lower

masses with increasing reaction delay due to collision and black-body radiation induced dissociation. After 10 s, the clusters are in a size region where the electron is detached [16], leaving only the reaction products, which continue to fragment. Slow formation of $\text{Cl}^-(\text{H}_2\text{O})_n$ and $\text{OH}^-(\text{H}_2\text{O})_n$ is observed, accompanied by collision and black-body radiation induced [31–36] dissociation. After 20 s, almost all water molecules have evaporated.


Fig. 2 shows a zoom on the peak group around $(\text{H}_2\text{O})_{26}^-$ after a reaction delay of 5.0 s. The hydrogen transfer product $\text{OH}^-(\text{H}_2\text{O})_{25}$ indicates that the Birch reduction of chlorobenzene towards $\text{C}_6\text{H}_6\text{Cl}$ has taken place. It is clearly resolved from the isobaric peak of $^{35}\text{Cl}^-(\text{H}_2\text{O})_{24}$. The assignment is confirmed by the presence of the $^{37}\text{Cl}^-(\text{H}_2\text{O})_{24}$ isotope peak. We can thus summarize the results with the following reactions:



The isobaric overlap of the $^{35}\text{Cl}^-(\text{H}_2\text{O})_{n-m}$ and $\text{OH}^-(\text{H}_2\text{O})_{n-p-1}$ products did not allow us to determine the values of m and p in a quantitative way, as we did on earlier occasions [22,23]. However, from literature thermochemistry for reactions (5)–(8) [37–39] we can calculate the enthalpy of the equivalent of reaction (1) in solution, reaction (9), to $\Delta H(9) = -141 \pm 9$ kJ/mol. With the previously assumed evaporation enthalpy of 38 kJ/mol [22,23] for a water molecule from the cluster, this corresponds to the loss of $m = 3.7$ H_2O in (1).



Not all data are available for the thermochemistry of reaction (2), but we can calculate the enthalpy to release a hydrogen atom from a solution phase solvated electron to the gas-phase, reaction (14), by combining reactions (8), (10)–(13), to yield $\Delta H(14) = +74.64$ kJ/mol.



G3 calculations reveal that addition of H to $\text{C}_6\text{H}_5\text{Cl}$ in the gas phase is most favorable in the ortho position, reaction (15), with $\Delta H(15) = -124.5$ kJ/mol. Combination of reactions (14) and (15) shows that reaction (2) releases $\Delta H(16) = -49.9$ kJ/mol if conducted

Download English Version:

<https://daneshyari.com/en/article/1192460>

Download Persian Version:

<https://daneshyari.com/article/1192460>

[Daneshyari.com](https://daneshyari.com)