




ELSEVIER

Contents lists available at ScienceDirect

Journal of Magnetism and Magnetic Materials

journal homepage: www.elsevier.com/locate/jmmm

Performance of magneto-optical glass in optical current transducer application

Yan Shen^{a,*}, Yunhe Lu^b, Zhao Liu^a, Xueliang Yu^a, Guoqing Zhang^a, Wenbin Yu^a^a Department of Electrical Engineering, Harbin Institute of Technology, Harbin 150080, China^b State Grid Beijing Electric Power Company, Beijing 100031, China

ARTICLE INFO

Article history:

Received 16 October 2014

Received in revised form

24 March 2015

Accepted 12 April 2015

Available online 14 April 2015

Keywords:

Optical current transducer

Rare earth-doped magneto-optical glass

Temperature characteristics

Linear birefringence

ABSTRACT

First, a theoretical analysis was performed on the effect of temperature on the performance of the sensing element of paramagnetic rare earth-doped magneto-optical glass material that can be used in an optical current transducer application. The effect comprises two aspects: the linear birefringence and the Verdet constant. On this basis, rare earth-doped glass temperature characteristics were studied, and the experimental results indicated that the linear birefringence of rare earth-doped glass increased with increasing temperature, while its magneto-optical sensitivity decreased. Comparative experiments performed for various concentrations of rare earth dopant in the glass revealed that changes in the dopant concentration had no significant effect on the performance of magneto-optical glass. At last, a comparison between rare earth-doped magneto-optical and diamagnetic dense flint glass showed that the sensitivity of the former was six times that of the latter, although the temperature stability of the former was poorer.

© 2015 Elsevier B.V. All rights reserved.

1. Introduction

Because of its current sensing principle, the electromagnetic current transducer used in power system presents many shortcomings that are difficult to overcome such as high insulation requirements, large volume, high cost, narrow range of linear measurement, the presence of ferromagnetic resonance phenomenon, as well as distortion of the secondary-side output waveform due to magnetic saturation during the measurement of a short circuit current [1,2]. The shortcomings mentioned above make it difficult for electromagnetic transformers to meet the development needs of modern power systems. However, an optical current transducer (referred to as OCT) has apparent advantages. Based on Faraday's basic principles of magneto-optical rotation, OCTs have various advantages such as small size, light weight, low cost, absence of ferromagnetic resonance problems, large linear measurement range, and broad response frequency bandwidth. Thus, optical current transducers have attracted widespread attention and have been studied by many researchers [3,4].

Application of the rare earth-doped magneto-optical glass material can improve the response sensitivity of OCTs. The temperature and various concentrations are main factors that affect the response sensitivity. Researches on the different conditions of

temperature and concentration make the understanding of the nature of the rare earth-doped magneto-optical glass material clearer, paving the way for the optimization of the application of the rare earth-doped magneto-optical glass material in an OCT.

The core component of an OCT is the magneto-optical transducing rod. For magneto-optical transducing material of this kind, it needs to be manufactured easily, have good transparency, excellent optical properties, a large Verdet constant and weak temperature sensitivity [5]. Currently, magneto-optical glasses are the main material type used in the research and development of Faraday magneto-optical materials. The glasses can be divided into two groups: paramagnetic and diamagnetic glasses [6]. Paramagnetic glasses have larger Verdet constant, high magneto-optical sensitivity and high temperature sensitivity. On the other hand, diamagnetic glasses have smaller Verdet constant as well as weaker temperature sensitivity. The Verdet constant of a diamagnetic glass is one-sixth of that of a paramagnetic glass, but its nonlinear refractive index is 2–8 times that of the latter [7], which limits the use of diamagnetic glasses in high-energy high-power laser devices. In addition, from temperature performance perspective, it is difficult to avoid the errors of linear birefringence caused by temperature and stress changes in diamagnetic materials [8]. Therefore, studies of paramagnetic glass performance in OCT are necessary for using this material in OCT applications.

With the rapid development of materials science in recent years, the performance of paramagnetic magneto-optical materials which were neglected in the past, has been greatly improved [9].

* Corresponding author.

E-mail address: yanshen@hit.edu.cn (Y. Shen).

Studies have shown that the paramagnetic properties of glass are affected by various factors such as the types of doping rare earth ions and their concentrations, types of glass substrates, electronic transition wavelength, and temperature [10]. The magneto-optical glass doped with rare earth Tb⁺³ ions, due to its high Verdet constant and excellent optical performance, has been used in magneto-optical storage and in high-power laser systems [11]. Because temperature dependence of paramagnetic rare earth-doped (RE) glass is the main factor hindering its application in OCT, this study will mainly focus on the temperature characteristics of RE magneto-optical glass in OCT.

2. Theory

2.1. Theory of Faraday magneto-optical effect

Magneto-optic current transducers utilize Faraday magneto-optical effect which describes rotation of polarization plane that occurs when linearly polarized light travels through an optical medium along the direction of the applied magnetic field or along the direction of magnetization [12]. Fig. 1 schematically illustrates the Faraday magneto-optical effect.

The relationship between Faraday rotation angle φ and the external magnetic field H along the direction of light propagation can be expressed as follows:

$$\varphi = VHL = V \int_L H(l)dl \quad (1)$$

where L is the distance (m) that light traveled through the magneto-optical medium, and V is the Verdet constant (rad/T m).

According to the studies by Liu [13], the following holds:

$$V/\chi = A(1 + BT) \quad (2)$$

where $\chi = c/(T - T_p)$, T is the ambient temperature, T_p is the Curie temperature of materials, A is a material-specific constant, $B = 1/(vc - T_p)$, ν is a coefficient related to the molecular length coefficient, and c is the Curie constant.

As can be seen from Eq. (2), the Verdet constant of paramagnetic magneto-optical glass is temperature-dependent. Studies revealed that the Verdet constant of magneto-optical glass doped with Tb⁺³ ions decreases with increasing temperature [14]. The reason for this phenomenon is that the amplitude of electronic thermal vibration increases with increasing temperature, which enhances the hindrance of magnetic moment changes caused by the external magnetic field, weakens the paramagnetism of the glass, and thereby decreases the Verdet constant. This explanation holds at normal temperature conditions. At extremely low temperature ($T=2.03$ K), the expression for the Faraday rotation angle θ_F of a magneto-optical glass doped with terbium ions becomes [7]:

$$\theta_F = a \tanh(\mu_e H/kT) + bH \quad (3)$$

where μ_e is the Bohr magneton number (mol), H is the magnetic

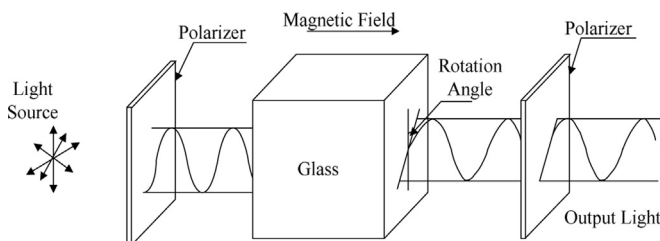


Fig.1. Illustration of Faraday magneto-optical effect.

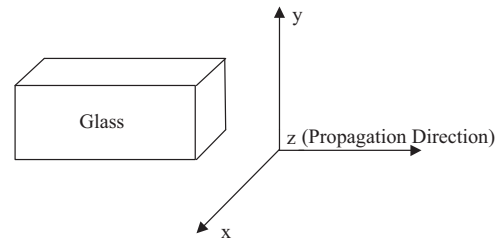


Fig. 2. Light path with linear birefringence.

field strength (H), T is the temperature in Kelvins (K), and both a and b are constants.

2.2. Linear birefringence of isotropic media

Considering linear birefringence, the model of light propagation in magneto-optical glass is shown in Fig. 2.

In this model, the z -axis is the direction of light propagation, and the x - and y -axes constitute a plane vertical to the direction of light propagation.

Linear birefringence can be expressed as [15]:

$$\delta = \Delta n \cdot L \cdot \frac{2\pi}{\lambda} \quad (4)$$

where Δn is the difference $n_x - n_y$ of refractive indices of the sensor head in x and y directions that is caused by stress, L is the glass sensor arm length (i.e. the optical path length (m)), and λ is the incident light wavelength (nm).

It can be seen that increasing the optical path length results in an increase of the phase difference caused by linear birefringence; for this, the incident light wavelength as well as the difference of sensor head material's refractive indices should be constant [16].

The difference of refractive indices can be expressed as [17]

$$\Delta n = \Delta n_x - \Delta n_y = \frac{1}{2}(1 + \nu) \cdot (p_{11} - p_{12}) \cdot n^3 \cdot \frac{P}{E} \quad (5)$$

where p_{11} and p_{12} are photo-elastic coefficients of the material, ν is Poisson's ratio of the material, P is the stress of the material (N), and E is the Young modulus (N/mm²).

The linear birefringence per unit length can be expressed as

$$\Delta\delta = \frac{\delta}{L} = \Delta n \frac{2\pi}{\lambda} \quad (6)$$

By substituting Eq. (5) into Eq. (6), the linear birefringence per unit length can be expressed as

$$\Delta\delta = \frac{1}{2} \cdot \frac{2\pi}{\lambda} \cdot (1 + \nu) \cdot (p_{11} - p_{12}) \cdot n^3 \cdot \frac{P}{E} \quad (7)$$

where ν , p_{11} , p_{12} , and E are constants specific to the glass material, n is the refractive index of optical glass, which depends on the glass type and temperature, and the stress P is temperature-dependent as well.

3. Results

3.1. Simulation analysis

Temperature affects RE glass in two ways [18]: (1) the Verdet constant of the RE glass is temperature-dependent, and (2) increasing temperature causes glass expansion, which creates thermal stress within glass packaging that in turn causes glass to change from an isotropic medium to an anisotropic medium with direction-dependent refraction indices. A phase difference due to

Download English Version:

<https://daneshyari.com/en/article/1798945>

Download Persian Version:

<https://daneshyari.com/article/1798945>

[Daneshyari.com](https://daneshyari.com)