

## Technical Note

# Dam–reservoir interaction effects on the elastic dynamic response of concrete and earth dams



Loizos Pelecanos<sup>a,\*</sup>, Stavroula Kontoe<sup>b</sup>, Lidija Zdravković<sup>b</sup>

<sup>a</sup> Department of Engineering, University of Cambridge, Cambridge CB2 1PZ, United Kingdom

<sup>b</sup> Department of Civil & Environmental Engineering, Imperial College, London SW7 2AZ, United Kingdom

## ARTICLE INFO

## Article history:

Received 14 November 2015

Received in revised form

30 November 2015

Accepted 11 December 2015

Available online 8 January 2016

## Keywords:

Dam

Reservoir

Interaction

Finite elements

Earthquake

## ABSTRACT

The relative effects of dam–reservoir interaction on the dynamic response of concrete and earth dams are studied. The amplification of accelerations at the dam crest is explored under harmonic acceleration load. For certain cases of concrete dams the accelerations can be significantly affected by the upstream reservoir, whereas this influence is smaller for earth dams.

© 2015 Elsevier Ltd. All rights reserved.

## 1. Introduction

The early studies for modelling dams and reservoirs considered undeformable [1] or simple flexible dams [2] and concentrated on predicting the hydrodynamic pressures on dams. Various closed-form solutions were proposed [1] for simplified problems and hydrodynamic pressures were considered as “added mass”. Numerical models [3] using finite element (FE) [4,5] or boundary elements (BE) [6] considered complicated dam–reservoir interaction (DRI) by discretising the reservoir using “solid” [4] or “fluid” (Eulerian or Lagrangian) [7] elements with relevant boundary conditions (BCs) [8].

Previous studies [1,2] showed that DRI effects are more pronounced in concrete dams than earth dams. These are mainly focused on (a) the fundamental period of vibration of the dam–reservoir system (DRS),  $T_d$ , and (b) the magnitude of its dynamic response. DRI causes the DRS to soften, elongating its  $T_d$ , and alters its response by amplifying the seismic motion. However, DRI effects have traditionally been considered as insignificant for earth dams [3] and were therefore neglected in their analysis [9,10].

This note studies the effects of DRI on the dynamic response of concrete and earth dams using 2860 parametric analyses for different dynamic characteristics of the load, the dam and the

reservoir. The dam and reservoir domains are discretised with 8-noded isoparametric displacement-based quadrilateral solid elements, following Pelecanos et al. [4] and Pelecanos [11]. Dynamic two-dimensional plane-strain analyses in time-domain are performed using ICPEP [12] and the generalised  $\alpha$ -time-integration scheme [13].

## 2. Rectangular concrete dam

A simple rectangular concrete dam ( $B=0$  m) (Fig. 1) is considered with dimensions as  $H=60$  m,  $W=18$  m,  $L=300$  m,  $T=18$  m and  $L/H=5$  [4].

### 2.1. Dam with empty reservoir

The reservoir (A–B–C–D) is not discretised. The dam properties are elastic modulus  $E=35$  GPa, Poisson's ratio  $\nu=0.3$  and mass density  $\rho=2500$  kg/m<sup>3</sup>. Rayleigh damping  $\xi=5\%$  with  $\omega_1$  and  $\omega_2$  equal to the fundamental circular frequency of the dam,  $\omega_d$ , and the circular frequency of the harmonic load,  $\omega$ , respectively. The foundation is rigid with bulk modulus,  $K=10^8$  kPa and  $\nu=0.4$ . The BCs along (G–H) are zero displacements in the vertical and a harmonic acceleration in the horizontal direction ( $a(t)=a_0 \cos \omega t$ ). 65 different values of  $\omega$  are considered for  $a_0=1$  m/s<sup>2</sup> to 40 cycles.

\* Corresponding author. Tel. +44 1223 748587.

E-mail address: [LP418@cam.ac.uk](mailto:LP418@cam.ac.uk) (L. Pelecanos).

<sup>1</sup> Formerly, Imperial College London.

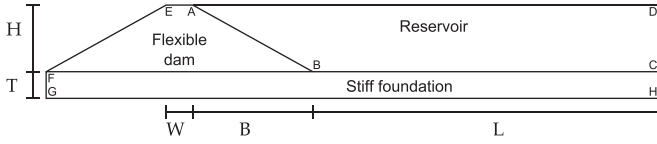


Fig. 1. Geometry of the dams considered.

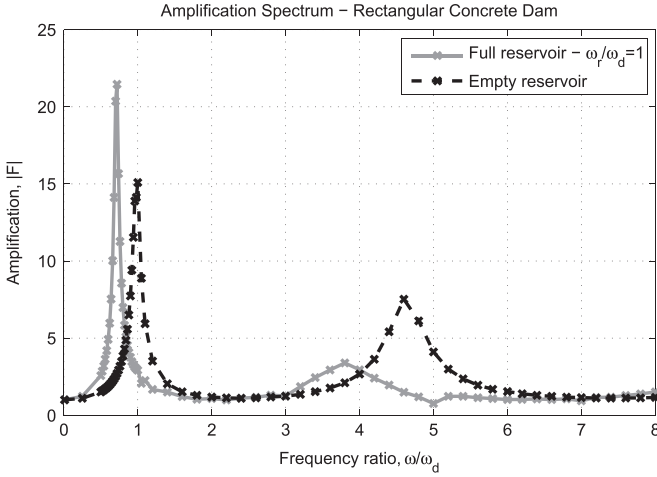


Fig. 2. Amplification spectra of the concrete dam with full and empty reservoir.

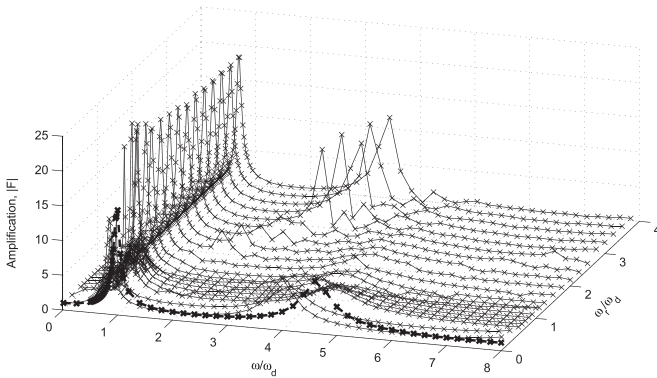


Fig. 3. Amplification at the crest of the concrete dam against  $\omega/\omega_d$  and  $\omega_r/\omega_d$ .

The black dashed line in Fig. 2 shows the amplification spectrum, i.e. the amplification of accelerations at the dam crest,  $|F|$ , versus  $\omega/\omega_d$ . Peak values of  $|F|$  occur at  $\omega/\omega_d=1$  and 4.7, i.e. at the first two natural modes of dam vibration. The analytical value of  $\omega_d$ , based on Euler–Bernoulli beam theory, is larger (by 16%) than the calculated FE value. This is attributed to the stocky geometry ( $H/W=3.333$ ) of the examined dam for which shear effects become significant and that the bending theory does not consider.

### 2.2. Dam with full reservoir

The reservoir domain is modelled as a linear material with bulk and shear moduli as  $K_w=2.2 \cdot 10^6$  kPa and  $G_w=100$  kPa [4], respectively. The elastic dam modulus is altered to provide 22 values of  $\omega_r/\omega_d$  ( $\omega_r=0.25V_p/H$ ) [1] ( $V_p=1483$  m/s is the p-wave velocity of water). Interface elements [12] are placed along the reservoir–dam (A–B) and dam–foundation (B–C) interfaces, with normal and shear stiffnesses:  $K_N=10^8$  kN/m<sup>3</sup>,  $K_S=1$  kN/m<sup>3</sup>. The reservoir (C–D) BCs are zero displacements in the vertical and viscous dashpots [8] in the horizontal directions. Fig. 3 shows  $|F|$  with respect to  $\omega/\omega_d$  and  $\omega_r/\omega_d$  and the dashed line refers to the empty reservoir case.

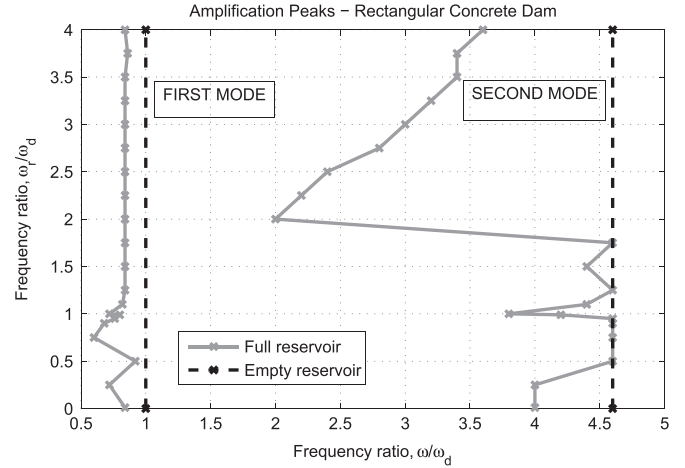


Fig. 4. Amplification peaks of the concrete dam with full and empty reservoir.

The  $|F|-\omega/\omega_d$  spectrum is similar for all  $\omega_r/\omega_d$ : two peak values of  $|F|$ , of which the magnitude and the value of  $\omega/\omega_d$  at which they occur vary with  $\omega_r/\omega_d$ . Maximum  $|F|$  occurs where  $\omega/\omega_d \approx \omega_r/\omega_d \approx 1$ , i.e. where  $\omega \approx \omega_d \approx \omega_r$ , due to resonance between the harmonic load, the dam and the reservoir. There are also large values of  $|F|$  for  $\omega/\omega_d \approx \omega_r/\omega_d$  (shown diagonally), i.e. where  $\omega \approx \omega_r$ . The  $|F|$  value for the latter case ( $\omega \approx \omega_r$ ) can be larger than that corresponding presumably to the second mode of dam vibration (i.e. close to  $\omega/\omega_d \approx 4.7$ ). However, in some cases (e.g. close to  $\omega/\omega_d \approx \omega/\omega_r \approx 3$ ) there is a combined effect of  $\omega \approx \omega_r$  and the second mode of dam vibration. Fig. 2 shows the amplification spectra for a dam with empty and full ( $\omega_r/\omega_d=1$ ) reservoir. DRI results in higher  $|F|$  for the first mode, but smaller for the second mode and maximum  $|F|$  occurs at smaller  $\omega/\omega_d$ .

Fig. 4 shows the value of  $\omega/\omega_d$  for which the maximum  $|F|$  occurs at various values of  $\omega_r/\omega_d$ . The maximum  $|F|$  occurs at  $\omega/\omega_d$  equal or lower than that of an empty reservoir case, therefore, both natural periods of a DRS are larger than those of a dam with an empty reservoir. The variation in the  $T_d$  of the DRS depends on  $\omega_r/\omega_d$ . Regarding the first mode, the deviation of  $T_d$  from the empty reservoir case is larger when  $\omega_r/\omega_d \approx 1$ . Regarding the second mode,  $T_d$  increases close to the second frequency of vibration of the reservoir,  $\omega_r/\omega_d \approx 2 \sim 3$ . Peak  $|F|$  values also occur for  $\omega_r/\omega_d \approx \omega/\omega_d$  as observed earlier in Fig. 3. However, peak  $|F|$  values at  $\omega/\omega_d \approx 2 \sim 4$  could be a combination of (a)  $\omega/\omega_d \approx \omega_r/\omega_d$  (resonance between the load and the reservoir) and (b) the second mode of dam vibration.

Fig. 5 shows the maximum value of  $|F|$  with  $\omega_r/\omega_d$  for the two modes. Regarding the first mode, the maximum  $|F|$  value of a DRS is larger than that of a dam with an empty reservoir, for  $\omega_r/\omega_d \geq 0.8$ . Regarding the second mode, the  $|F|$  of a dam with a full reservoir is larger than that for an empty reservoir for  $\omega_r/\omega_d \geq 2.7$  (i.e.  $T_{r2} > T_d$ ).

## 3. Trapezoidal earth dam

The dimensions of the considered dam (see Fig. 1) are  $H=60$  m,  $W=18$  m,  $B=180$  m,  $L=300$  m,  $T=18$  m,  $B/H=1/3$  and  $L/H=5$  [4].

### 3.1. Dam with empty reservoir

The dam properties are  $E=468$  MPa,  $\nu=0.3$  and  $\rho=2000$  kg/m<sup>3</sup> (i.e. giving  $V_s=300$  m/s). The dashed black line in Fig. 6 shows the amplification spectrum. Peak  $|F|$  values occur at  $\omega/\omega_d=1, 2$  and 3.9, which correspond to the first three modes of dam vibration.

Download English Version:

<https://daneshyari.com/en/article/303935>

Download Persian Version:

<https://daneshyari.com/article/303935>

[Daneshyari.com](https://daneshyari.com)