


Accepted Manuscript

Probing the internal and external micelle structures of differently sized casein micelles from individual cows milk by dynamic light and small-angle X-ray scattering

L. Day, J.K. Raynes, A. Leis, L.H. Liu, R.P.W. Williams



PII: S0268-005X(17)30016-4

DOI: [10.1016/j.foodhyd.2017.01.007](https://doi.org/10.1016/j.foodhyd.2017.01.007)

Reference: FOOHYD 3756

To appear in: *Food Hydrocolloids*


Received Date: 16 July 2016

Revised Date: 14 December 2016



Accepted Date: 3 January 2017

Please cite this article as: Day, L., Raynes, J.K., Leis, A., Liu, L.H., Williams, R.P.W., Probing the internal and external micelle structures of differently sized casein micelles from individual cows milk by dynamic light and small-angle X-ray scattering, *Food Hydrocolloids* (2017), doi: 10.1016/j.foodhyd.2017.01.007.

This is a PDF file of an unedited manuscript that has been accepted for publication. As a service to our customers we are providing this early version of the manuscript. The manuscript will undergo copyediting, typesetting, and review of the resulting proof before it is published in its final form. Please note that during the production process errors may be discovered which could affect the content, and all legal disclaimers that apply to the journal pertain.



Electron Tomography



Model Micelle (Individual Components Not To Scale)





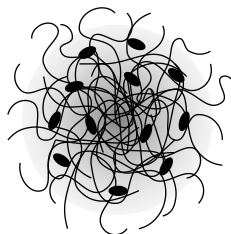
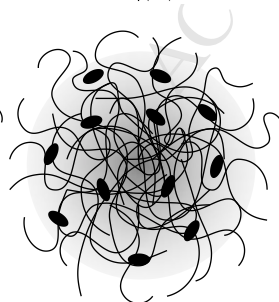
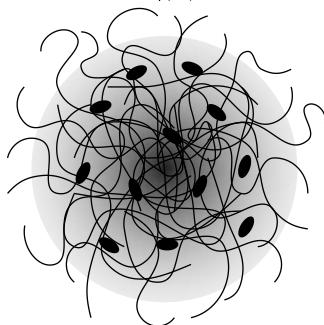
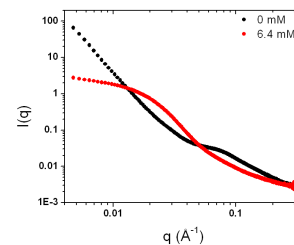
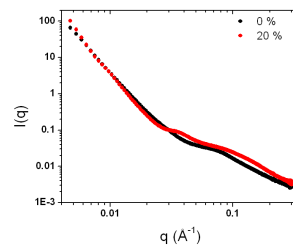
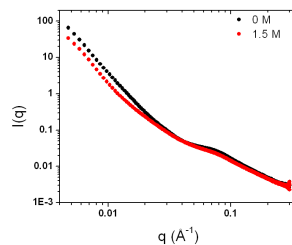
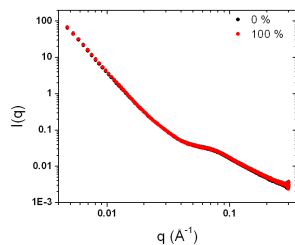
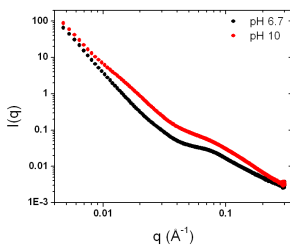
pH

LiCl

Urea

Ethanol

EDTA



Download English Version:

<https://daneshyari.com/en/article/4983908>

Download Persian Version:

<https://daneshyari.com/article/4983908>

[Daneshyari.com](https://daneshyari.com)