


Accepted Manuscript

Synthesis, spectral, photoluminescence, DFT studies and bioassay of new Fe(III), Co(II), Ni(II), Cu(II) and Zn(II) complexes of 1-ethyl-4-hydroxy-3-(nitroacetyl) quinolin-2(1H)-one

H.F. El-Shafiy



PII: S0022-2860(18)30454-X

DOI: [10.1016/j.molstruc.2018.04.023](https://doi.org/10.1016/j.molstruc.2018.04.023)

Reference: MOLSTR 25096

To appear in: *Journal of Molecular Structure*

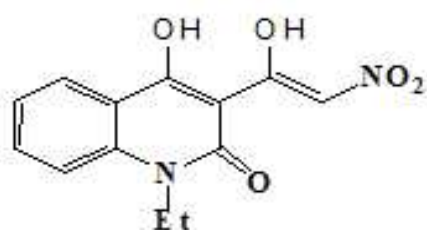
Received Date: 11 February 2018

Revised Date: 3 April 2018

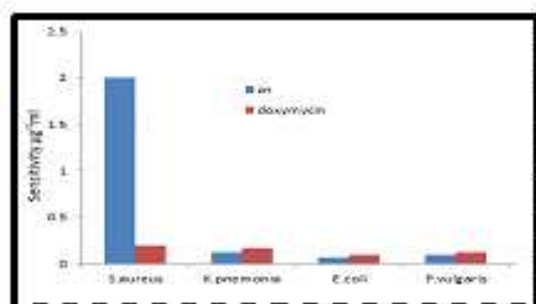
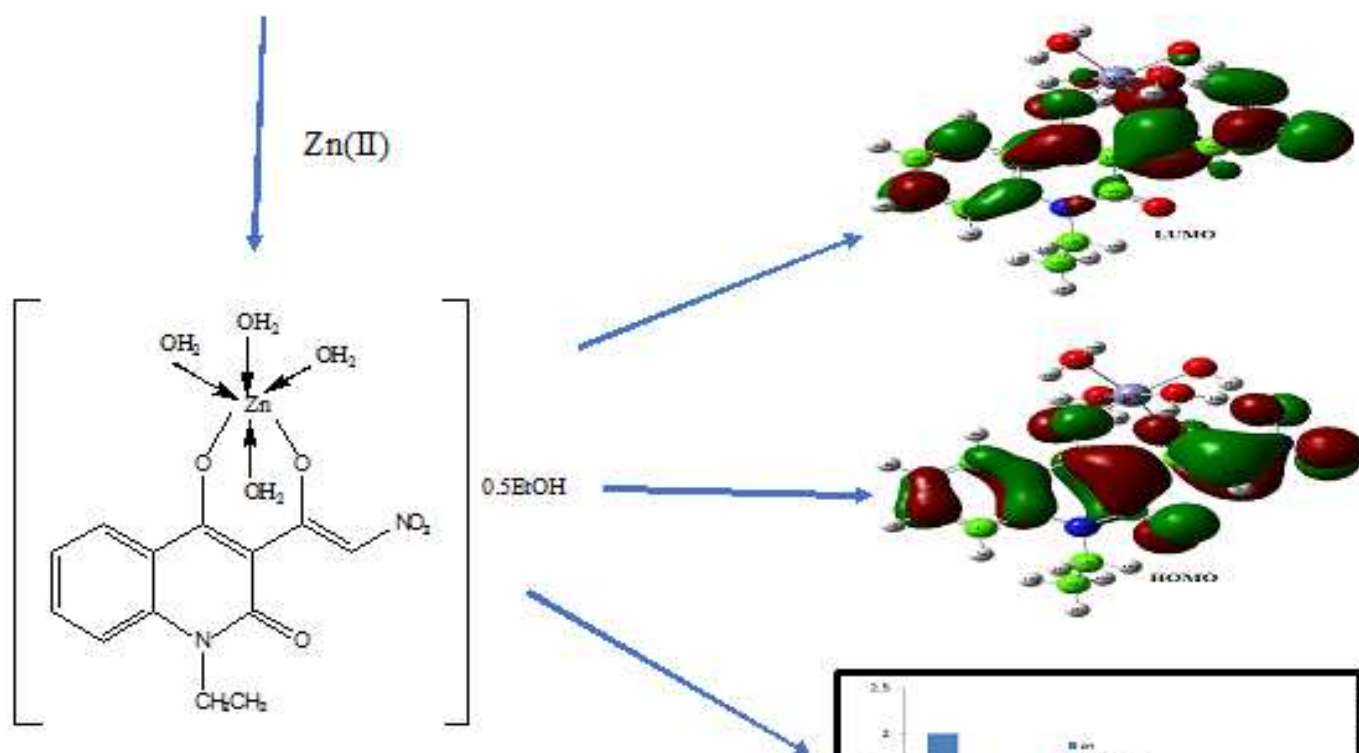

Accepted Date: 4 April 2018

Please cite this article as: H.F. El-Shafiy, Synthesis, spectral, photoluminescence, DFT studies and bioassay of new Fe(III), Co(II), Ni(II), Cu(II) and Zn(II) complexes of 1-ethyl-4-hydroxy-3-(nitroacetyl) quinolin-2(1H)-one, *Journal of Molecular Structure* (2018), doi: 10.1016/j.molstruc.2018.04.023.

This is a PDF file of an unedited manuscript that has been accepted for publication. As a service to our customers we are providing this early version of the manuscript. The manuscript will undergo copyediting, typesetting, and review of the resulting proof before it is published in its final form. Please note that during the production process errors may be discovered which could affect the content, and all legal disclaimers that apply to the journal pertain.



Structure of quinolinone ligand and its photograph for dispersed into silica matrix powders developed fresh finger on aluminum foil using a UV lamp.



Suggested structure of Zn(II) complex, HOMO,LUMO and its sensitivity against the sensitive organisms used comparable to the standard reference (doxymycin)

Download English Version:

<https://daneshyari.com/en/article/7807178>

Download Persian Version:

<https://daneshyari.com/article/7807178>

[Daneshyari.com](https://daneshyari.com)