

Accepted Manuscript

Development and characterization of biaxially-textured lanthanum zirconate film grown on cold-rolled Ni-W substrate by chemical solution deposition

Angelo Vannozzi, Andrea Augieri, Giuseppe Celentano, Alessandro Rufoloni, Sergey Rubanov, Traian Petrisor



PII: S0925-8388(17)33908-7

DOI: [10.1016/j.jallcom.2017.11.149](https://doi.org/10.1016/j.jallcom.2017.11.149)

Reference: JALCOM 43842

To appear in: *Journal of Alloys and Compounds*


Received Date: 10 July 2017

Revised Date: 9 November 2017

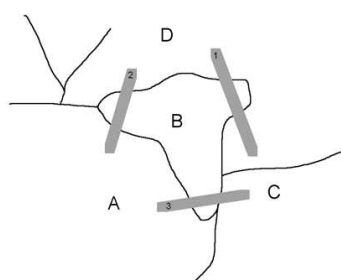


Accepted Date: 11 November 2017

Please cite this article as: A. Vannozzi, A. Augieri, G. Celentano, A. Rufoloni, S. Rubanov, T. Petrisor, Development and characterization of biaxially-textured lanthanum zirconate film grown on cold-rolled Ni-W substrate by chemical solution deposition, *Journal of Alloys and Compounds* (2017), doi: 10.1016/j.jallcom.2017.11.149.

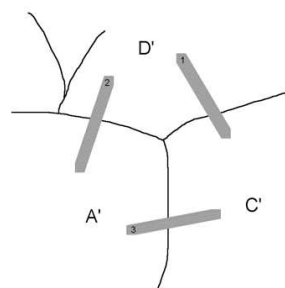
This is a PDF file of an unedited manuscript that has been accepted for publication. As a service to our customers we are providing this early version of the manuscript. The manuscript will undergo copyediting, typesetting, and review of the resulting proof before it is published in its final form. Please note that during the production process errors may be discovered which could affect the content, and all legal disclaimers that apply to the journal pertain.

20 μm


EBSD orientation map of LZO film



LZO film microstructure



Possible microstructure of the underlying Ni-W substrate



Download English Version:

<https://daneshyari.com/en/article/7994658>

Download Persian Version:

<https://daneshyari.com/article/7994658>

[Daneshyari.com](https://daneshyari.com)